


Sumitomo Drive Technologies

C-FACE MOTORS PERMANENT MAGNET



HPS IE5



EXPERIENCE THE DIFFERENCE

HP PERMANENT MAGNET MOTORS (IE5), 1 TO 20 HP

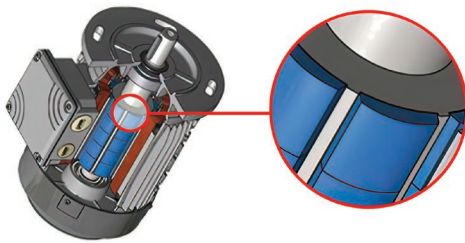
High Performance (HP) is a generation of Permanent Magnet (PM) Synchronous Motors, achieving IE5 Ultra Premium Efficiency level, offers improved electrical efficiency and a very compact design.

This uniquely engineered product combines the electrical design of Brushless Servomotors with the mechanical design of AC Induction Motors. The result is an efficient compact motor reducing the operating cost as well as the weight and size of the motors.

SEEING IS BELIEVING

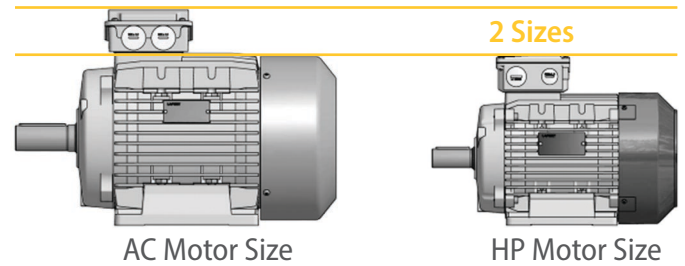
INCREASED OPERATIONAL LIFESPAN

The low stator currents and low losses mean a low temperature rise, resulting in less thermal stress of windings and bearings.



SMALLER FOOTPRINT & SAFER INSTALLATION

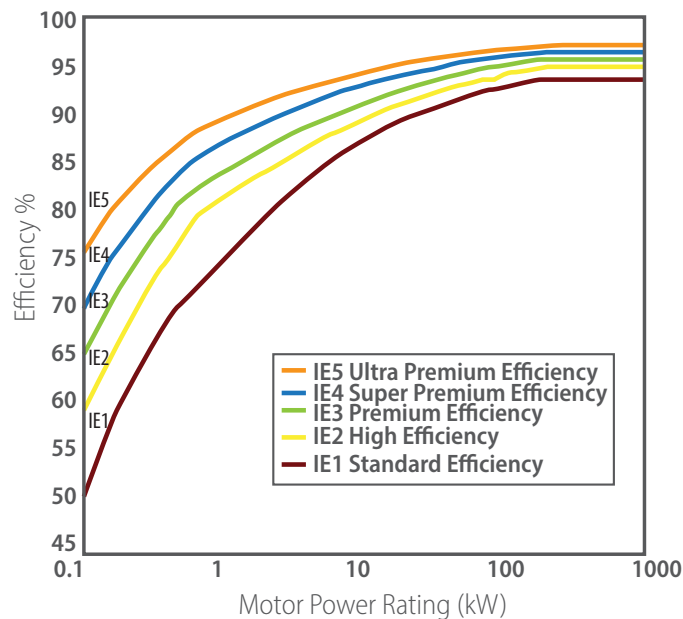
Size and weight reductions down to 50% of AC Induction Motors make it easier to install.



ENERGY EFFICIENCY

Average 10% efficiency for IE5 over IE3.*

*Variable Frequency Drive (VFD) is required.



HIGHER OPERATING SPEEDS

These motors can operate at sustained higher speeds longer than a traditional AC Induction Motor - or provide precise control at low speeds.



BIG VALUE

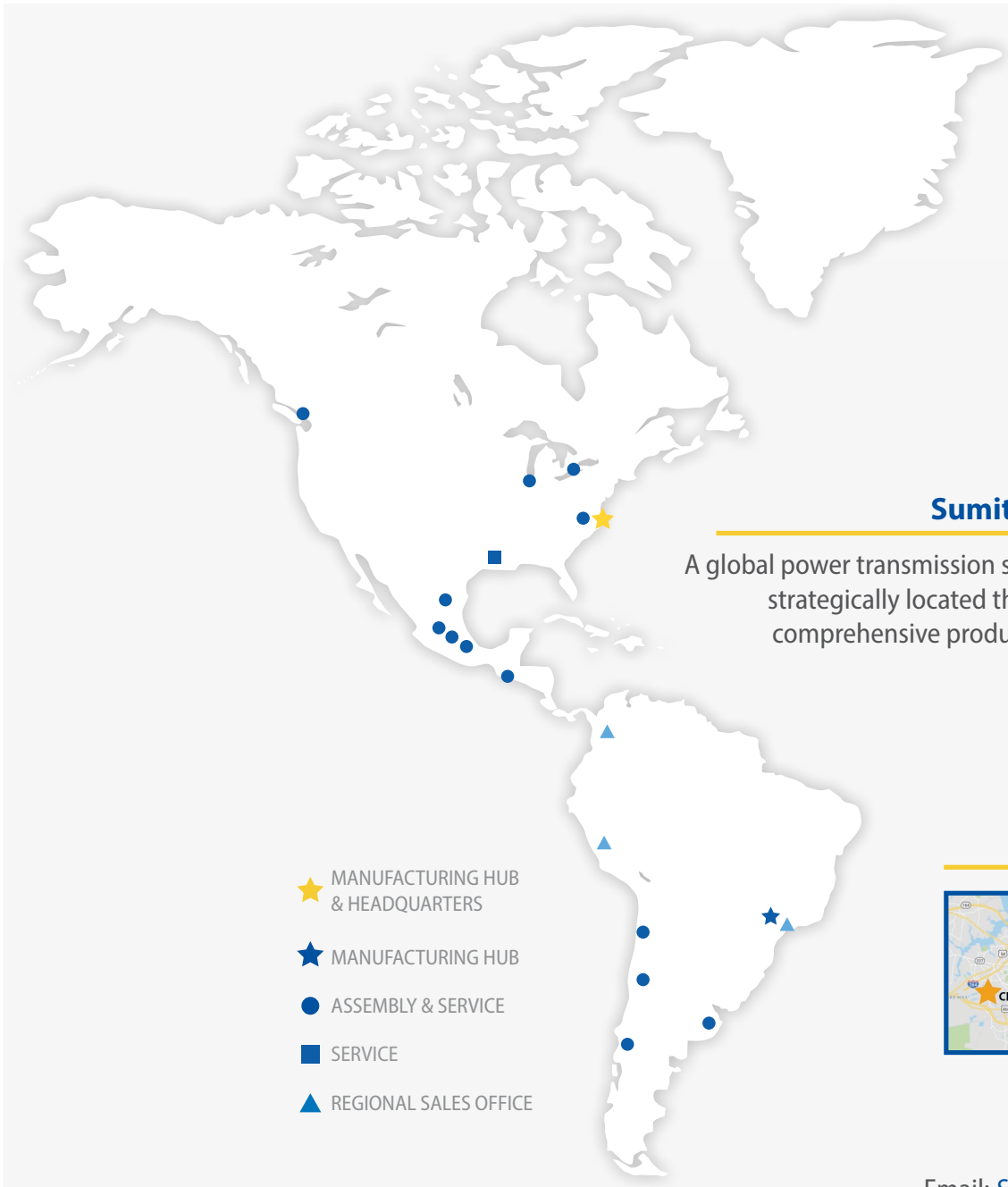
- IE5 Ultra High efficiency for lowest operating cost
- Low noise level for a better work environment
- Low maintenance costs, as the PM synchronous motor has no brushes
- Vibration-minimizing design
- Reduced spares - high torque across a wide speed range, which reduces the number of ratios needed, lowering spares requirements
- Environmentally friendly design does not use rare earth magnets

ROBUST SPECIFICATIONS

- Complies with IEC TS 60034-30-2: Rotating electrical machines - Part 30-2: Efficiency Classes of variable speed AC motors (IE-code)
- Class F insulation with a Class B temperature rise
- Dimensions match standard NEMA C-Face, round body, footless designs
- Standard operating range from -15° C to 40° C
- 3300 ft. elevation without re-rating
- Totally enclosed fan cooled (TEFC) construction
- IP55 Ingress Protection rating with both ends sealed
- 1800 RPM 460v

HP	Frame	Max Cyclo Size	Part No. (Use for ordering)	Full Model No.
1	56C	617*	AEPY6188-07P2	HPS71 56C 0.75kW COM05920
2	143/145TC	617	AEPY6188-15P2	HPS90 145TC 1.5kW COM05921
3			AEPY6188-22P2	HPS90 145TC 2.2W COM05921
5			AEPY6188-37P2	HPS90 145TC 4.0kW COM05921
7.5	182/184TC	619	AEPY6188-55P2	HPS112M 184TC 5.5 kW COM05922
10			AEPY6188-75P2	HPS112M 184TC 7.5 kW COM05922
15			AEPY6188-A1P2	HPS112M 184TC 11 kW COM05922
20	213TC/215TC	620	AEPY6188-A5P2	HPS132 215TC 15 kW COM05923

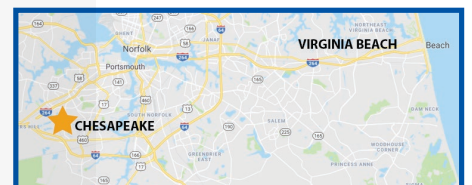
*Coupling hub change required



Sumitomo Drive Technologies

A global power transmission solutions provider, with facilities strategically located throughout the world, providing comprehensive products and services in your region.

Headquarters



4200 Holland Blvd
Chesapeake, VA 23323

Email: SMA.CustomerService@shi-g.com

Phone: 757-485-3355